

## Hand Chain Hoists

### 360 MKIII type

- Capacities:** 500kg to 20t  
**Standards:** BS EN 13157:2004+A1:2009  
**Finishes:** **Standard** - Epoxy powder coated body; zinc plated load chain, brake parts, guide rollers  
**Corrosion Resistant** - Zinc plated body; zinc plated load chain, stainless steel hand chain  
**Corrosion Resistant with Stainless Steel Chains** - Stainless steel load chain and hand chain  
**Suspensions:** Hook, with integral push or geared trolleys and with ultra low headroom trolleys  
**Certificate:** This product is supplied with an EC declaration of conformity  
**Features:** Revolutionary 360° rotating handchain guide which allows operation of the handchain from virtually any position. The plane between top and bottom hook must always be in a straight line and a deration of the WLL will apply.

### hook suspension chain blocks with epoxy coated or corrosion protected finish



working load limit	min closed height	chain dims	falls of load chain	weight at 3m HOL	product codes *			
					epoxy coated		corrosion protected	
kg	mm	mm		kg	w/o overload protection	c/w overload protection	w/o overload protection	c/w overload protection
500	300	5 x 15	1	9	CB3HES050103	CB3HEO050103	CB3HCS050103	CB3HCO050103
1000	335	6 X 18	1	13	CB3HES100103	CB3HEO100103	CB3HCS100103	CB3HCO100103
2000	395	8 X 24	1	20	CB3HES200103	CB3HEO200103	CB3HCS200103	CB3HCO200103
3000	520	10 X 30	1	29	CB3HES300103	CB3HEO300103	CB3HCS300103	CB3HCO300103
5000	654	10 X 30	2	38	CB3HES500203	CB3HEO500203	CB3HCS500203	CB3HCO500203
10000	825	10 X 30	3	71	CB3HES1000303	CB3HEO1000303	CB3HCS1000303	CB3HCO1000303

### integral push travel trolley hoists with epoxy coated or corrosion protected finish

working load limit	min closed height	trolley size	falls of load chain	weight at 3m HOL	minimum curve radius	beam width	product codes *	
							epoxy coated	corrosion protected
kg	mm			kg	m	mm		
500	245	A	1	20	0.9	50 - 180	CB3PEA050103	CB3PCA050103
500	245	B	1	21	0.9	180 - 300	CB3PEB050103	CB3PCB050103
1000	272	A	1	27	0.9	50 - 180	CB3PEA100103	CB3PCA100103
2000	272	B	1	29	0.9	180 - 300	CB3PEB100103	CB3PCB100103
2000	323	A	1	44	1.15	58 - 180	CB3PEA200103	CB3PCA200103
2000	323	B	1	46	1.15	180 - 300	CB3PEB200103	CB3PCB200103
3000	382	A	1	77	1.5	74 - 180	CB3PEA300103	CB3PCA300103
3000	382	B	1	79	1.4	180 - 300	CB3PEB300103	CB3PCB300103
5000	550	A	2	125	2.0	98 - 180	CB3PEA500103	CB3PCA500203
5000	550	B	2	129	1.8	180 - 300	CB3PEB500103	CB3PCB500203

### integral geared travel trolley hoists with epoxy coated or corrosion protected finish

working load limit	min closed height	trolley size	falls of load chain	weight at 3m HOL	minimum curve radius	beam width	product codes *	
							epoxy coated	corrosion protected
kg	mm			kg	m	mm		
500	245	A	1	24	0.9	50 - 180	CB3GEA050103	CB3GCA050103
500	245	B	1	25	0.9	180 - 300	CB3GEB050103	CB3GCB050103
1000	272	A	1	34	0.9	50 - 180	CB3GEA100103	CB3GCA100103
1000	272	B	1	33	0.9	180 - 300	CB3GEB100103	CB3GCB100103
2000	323	A	1	49	1.15	58 - 180	CB3GEA200103	CB3GCA200103
2000	323	B	1	50	1.15	180 - 300	CB3GEB200103	CB3GCB200103
3000	382	A	1	82	1.5	74 - 180	CB3GEA300103	CB3GCA300103
3000	382	B	1	84	1.4	180 - 300	CB3GEB300103	CB3GCB300103
5000	550	A	2	130	2.0	98 - 180	CB3GEA500103	CB3GCA500203
5000	550	B	2	134	1.8	180 - 300	CB3GEB500103	CB3GCB500203
10000	784	B	3	ASK	1.8	125 - 310	CB3GEB1000103	CB3GCB1000303
20000	ASK	B	6	ASK	5.0	180 - 310	CB3GEB2000103	CB3GCB2000603



Explosion Proof available -  
ATEX level Medium;  
Ex II 2 GD c IIB T4 T 130°C

\* last 2 numbers of product code = HOL (height of lift)  
03 = 3m HOL  
04 = 4m HOL etc.

## Hand Chain Hoists

### 360 MKIII type

#### ultra low headroom hoists

Ideal when the shortest closed height is required  
 The bottom hook can be raised close to the beam flange  
 Stepless adjustment allows quick and easy assembly of trolley  
 Machined steel wheels on pre-lubricated encapsulated ball bearings  
 give excellent rolling features  
 Anti-tilt and anti-drop devices fitted as standard

Also available with corrosion protected finish



#### ultra low headroom hoists with integrated push trolley


working load limit	min closed height	falls of load chain	weight at 3m HOL type A	weight at 3m HOL type B	beam width type A	beam width type B	product code * epoxy coated with push trolley type A	product code * epoxy coated with push trolley type B
kg	mm		kg	kg	mm	mm		
500	188	1	27	27	60 - 180	180 - 300	CB3UPA050103	CB3UPB050103
1000	211	1	35	36	70 - 180	180 - 300	CB3UPA100103	CB3UPB100103
2000	264	1	61	62	82 - 180	180 - 300	CB3UPA200103	CB3UPB200103
3000	316	1	107	109	100 - 180	180 - 300	CB3UPA300103	CB3UPB300103
5000	425	2	152	156	110 - 180	180 - 300	CB3UPA500203	CB3UPB500203

#### ultra low headroom hoists with integrated geared trolley

working load limit	min closed height	falls of load chain	weight at 3m HOL type A	weight at 3m HOL type B	beam width type A	beam width type B	product code * epoxy coated with push trolley type A	product code * epoxy coated with push trolley type B
kg	mm		kg	kg	mm	mm		
500	188	1	31	32	60 - 180	180 - 300	CB3UGA050103	CB3UGB050103
1000	211	1	40	41	70 - 180	180 - 300	CB3UGA100103	CB3UGB100103
2000	316	1	65	67	100 - 180	180 - 300	CB3UGA200103	CB3UGB200103
3000	316	1	112	114	100 - 180	180 - 300	CB3UGA300103	CB3UGB300103
5000	425	2	157	161	110 - 180	180 - 300	CB3UGA500203	CB3UGB500203
10000	565	3	ASK	ASK	125 - 180	180 - 300	CB3UGA1000303	CB3UGB1000303

#### corrosion resistant hoists with stainless steel chains hook suspension

working load limit	min closed height	falls of load chain	chain dims	weight at 3m HOL	product code * corrosion protected
kg	mm		mm	kg	
500	300	1	5 x 15	9	CB3HSC050103
900	335	1	6 x 18	13	CB3HSC090103
1250	395	1	8 x 24	20	CB3HSC125103
2000	520	1	10 x 30	29	CB3HSC200103
4000	654	2	10 x 30	38	CB3HSC400203



#### integral push trolley

working load limit	min closed height	falls of load chain	chain dims	weight at 3m HOL	beam width **	product code * corrosion protected
kg	mm		mm	kg	mm	
500	245	1	5 x 15	20	50 - 180	CB3PSC050103
900	272	1	6 x 18	27	50 - 180	CB3PSC090103
1250	323	1	8 x 24	44	58 - 180	CB3PSC125103

#### integral geared trolley

working load limit	min closed height	falls of load chain	chain dims	weight at 3m HOL	beam width **	product code * corrosion protected
kg	mm		mm	kg	mm	
500	245	1	5 x 15	24	50 - 180	CB3GSC050103
900	272	1	6 x 18	32	50 - 180	CB3GSC090103
1250	323	1	8 x 24	49	58 - 180	CB3GSC125103
2000	382	1	10 x 30	82	74 - 180	CB3GSC200103
4000	550	2	10 x 30	130	98 - 180	CB3GSC400203

\* last 2 numbers of product code = HOL (height of lift)  
 03 = 3m HOL  
 04 = 4m HOL  
 etc.