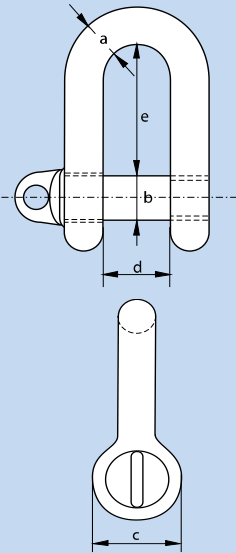


## Large Dee Shackles

### with type A screw collar pin

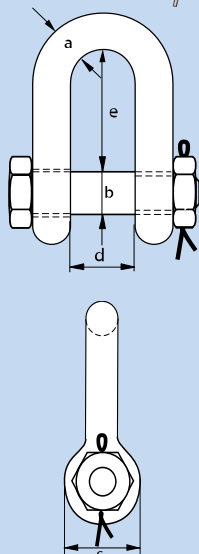
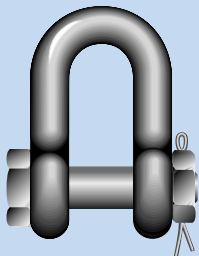


**Material:** Body and pin high tensile steel  
**Safety Factor:** MBL equals 5 x WLL  
**Standard:** B.S.3032 table 2 - 1958  
**Finish:** Self colour  
**Certificate:** As standard an EC declaration of conformity is supplied, also upon request a certificate of basic raw material  
**Notes:** Hot dipped galvanised also available

working load limit	diameter bow	diameter pin	diameter eye	inside width	inside length	product code	weight each
tons	a inch	b inch	c inch	d inch	e inch		kg
0.25	1/4	3/8	3/4	1/2	1	SHLDS10	0.06
0.50	3/8	1/2	1	3/4	1.1/2	SHLDS13	0.16
0.75	1/2	5/8	1.1/4	1.1/8	2.1/8	SHLDS16	0.35
1.50	5/8	3/4	1.1/2	1.1/4	2.1/2	SHLDS19	0.63
2.00	3/4	7/8	1.3/4	1.1/2	2.7/8	SHLDS22	1.00
3.00	7/8	1	2	1.3/4	3.1/4	SHLDS25	1.54
3.75	1	1.1/8	2.1/4	2	3.3/4	SHLDS29	2.21
5.00	1.1/8	1.1/4	2.1/2	2.1/8	4.1/8	SHLDS32	3.11
6.00	1.1/4	1.3/8	2.3/4	2.3/8	4.1/2	SHLDS35	4.33
7.00	1.3/8	1.1/2	3	2.5/8	5	SHLDS38	5.33
9.50	1.1/2	1.3/4	3.1/2	2.3/4	5.3/8	SHLDS44	8.46
11.25	1.5/8	1.7/8	3.3/4	3	5.3/4	SHLDS48	10.48
13.00	1.3/4	2	4	3.1/4	6.1/8	SHLDS51	12.66
14.25	1.7/8	2.1/8	4.1/4	3.5/8	7	SHLDS54	15.34
16.25	2	2.1/4	4.1/2	3.7/8	7.3/8	SHLDS57	18.50
18.00	2.1/8	2.3/8	4.3/4	4.1/8	7.3/4	SHLDS60	23.80
20.00	2.1/4	2.1/2	5	4.1/4	8.1/4	SHLDS64	28.60

## Large Dee Shackles

### with type E bolt and nut pin



**Material:** Body and pin high tensile steel  
**Safety Factor:** MBL equals 5 x WLL  
**Standard:** B.S.3032 table 2 - 1958  
**Finish:** Self colour  
**Certificate:** As standard an EC declaration of conformity is supplied, upon request a certificate of basic raw material  
**Notes:** Hot dipped galvanised also available

working load limit	diameter bow	diameter pin	diameter eye	inside width	inside length	product code	weight each
tons	a inch	b inch	c inch	d inch	e inch		kg
0.25	1/4	3/8	3/4	1/2	1	SHLDB10	0.10
0.50	3/8	1/2	1	3/4	1.1/2	SHLDB13	0.20
0.75	1/2	5/8	1.1/4	1.1/8	2.1/8	SHLDB16	0.50
1.50	5/8	3/4	1.1/2	1.1/4	2.1/2	SHLDB19	0.68
2.00	3/4	7/8	1.3/4	1.1/2	2.7/8	SHLDB22	1.30
3.00	7/8	1	2	1.3/4	3.1/4	SHLDB25	1.80
3.75	1	1.1/8	2.1/4	2	3.3/4	SHLDB29	2.80
5.00	1.1/8	1.1/4	2.1/2	2.1/8	4.1/8	SHLDB32	3.68
6.00	1.1/4	1.3/8	2.3/4	2.3/8	4.1/2	SHLDB35	4.92
7.00	1.3/8	1.1/2	3	2.5/8	5	SHLDB38	6.00
9.50	1.1/2	1.3/4	3.1/2	2.3/4	5.3/8	SHLDB44	9.50
11.25	1.5/8	1.7/8	3.3/4	3	5.3/4	SHLDB48	11.56
13.00	1.3/4	2	4	3.1/4	6.1/8	SHLDB51	14.92
14.25	1.7/8	2.1/8	4.1/4	3.5/8	7	SHLDB54	16.36
16.25	2	2.1/4	4.1/2	3.7/8	7.3/8	SHLDB57	19.88
18.00	2.1/8	2.3/8	4.3/4	4.1/8	7.3/4	SHLDB60	25.22
20.00	2.1/4	2.1/2	5	4.1/4	8.1/4	SHLDB64	29.86